

Virsa FireFighter

Working with Firefighter

Jays

9/8/2010

Virsa FireFighter Overview, Why Firefighter, Assigning Firefighter IDs to End Users, Add a new Firefighter ID, How to check out your end users on Firefighter IDs, Firefighter Strategy, Firefighter Roles/User, Firefighter Reports.

Virsa FireFighter Overview

Virsa FireFighter for SAP: enables super-users to perform emergency activities outside the parameters of their normal role, but to do so within a controlled, fully auditable environment. The application assigns a temporary ID that grants the super-user broad yet regulated access, and tracks and logs every activity the super-user performs using that temporary ID.

The virsa firefighter tool is used to perform critical tasks.

For example., If you have to access SA38 (which is highly critical) you need to use the virsa firefighter tool.

To access a firefighter one has to have access to transaction /virsa/zvfat.

also each action or work done by you is logged in the system.

you are responsible for each of your actions done using Firefighter tool.

The firefighter id has access to a large no. of critical transactions.

Normally the structure of firefighter id is as follows

Fire fighter admin (who creates and maintains the id)

Fire fighter owner (who assign the firefighter id to a user)

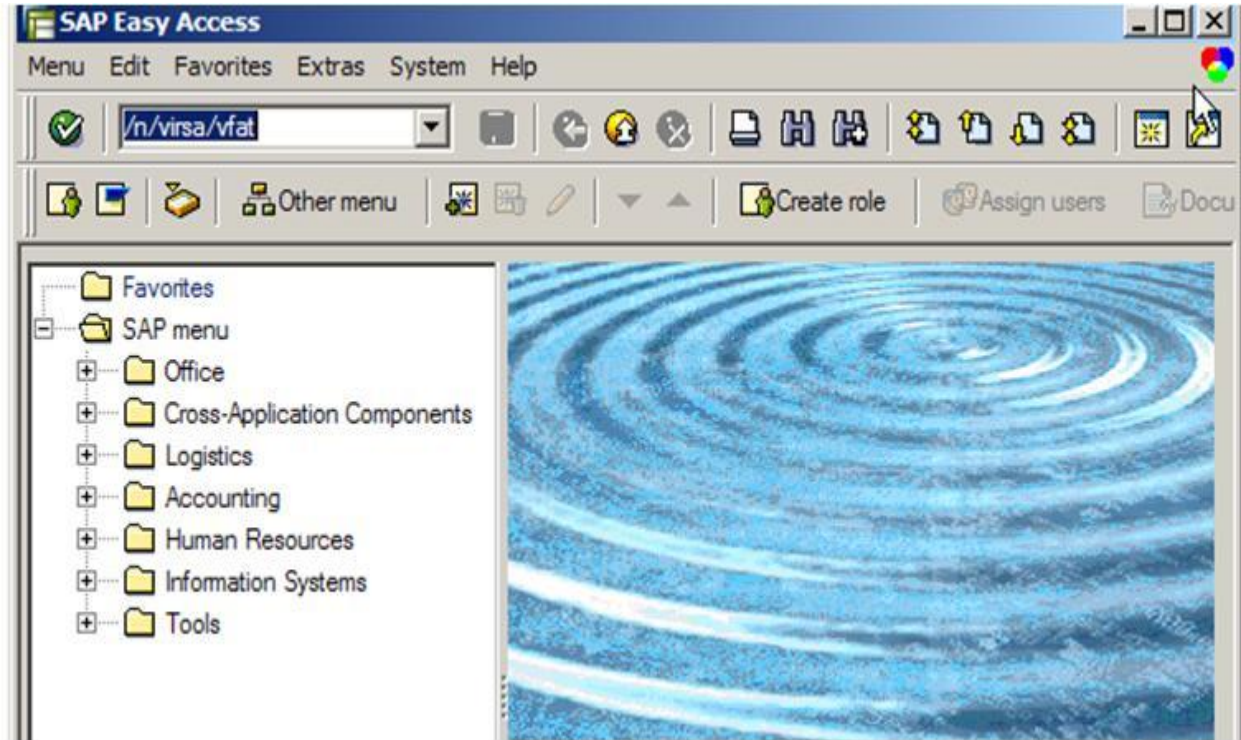
Fire fighter controller (who analyses the logs of the activities done by FF id)

Fire fighter's (the user who uses the id)

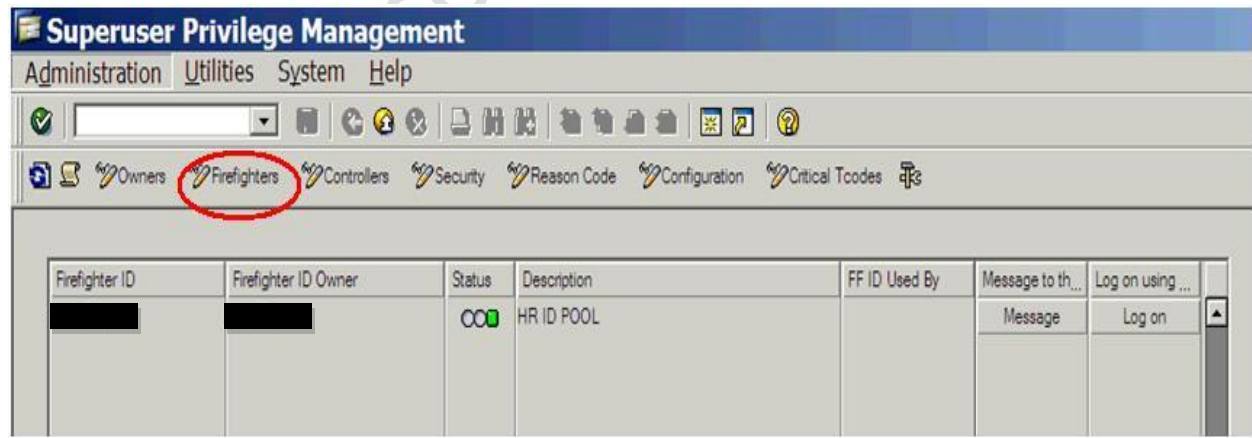
Note:- Password login is not possible for FF ID. You will login after running **/n/virsa/zvfat** tcode and clicking on login button..

Assigning Firefighter IDs to End Users.

Firefighter ID Owners will log on in to the appropriate SAP system and enter this transaction [/n/VIRSA/VFAT](#)



Add a new Firefighter ID



Select **New Entry** screen

Firefight ID	firefighter	Valid From	Valid To	Comments
F [REDACTED]	[REDACTED]	28.05.2009	28.05.2009	MANUAL CONFIGURATION
F [REDACTED]	[REDACTED]	28.05.2009	28.05.2009	OPERATIONAL VERIFICATION

- Under **Firefighter ID** enter the Firefighter ID you will be assigning.
- Under the Firefighter enter the **USER ID** of the person that will be accessing the ID.
- **Valid To** and **Valid From** date can be entered to restrict users to checking out the access only during certain periods of time.
- The **Comments** column may be used to enter any comments associated with this ID that will assist with understanding the assignment, ie reason for the Firefighter ID.
- Save It.

How to check out your end users on Firefighter IDs

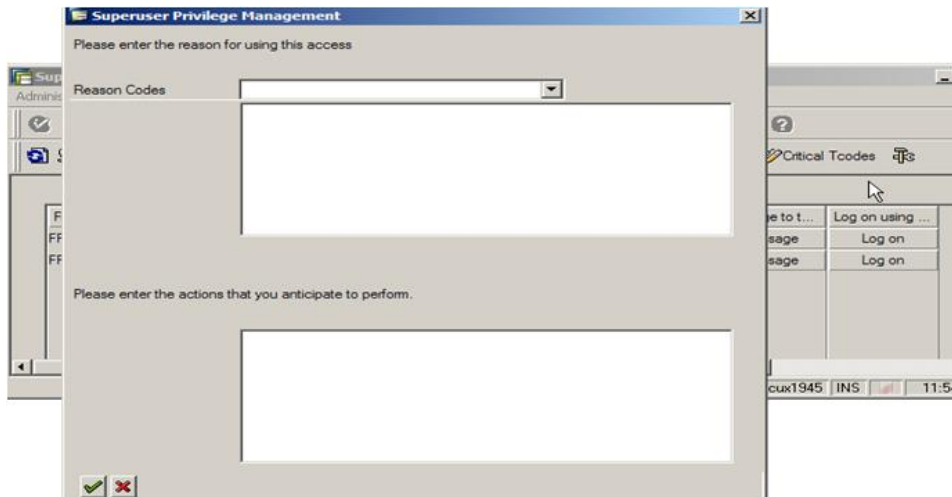
Log on to SAP with USER ID(Which has been assigned to a firefighter ID) and execute transaction code **/n/VIRSA/VFAT** .

Firefighter ID	Firefighter ID Owner	Status	Description	FF ID Used By	Message to th	Log on using ...
[REDACTED]	[REDACTED]	OO	HR ID POOL		Message	Log on
[REDACTED]	[REDACTED]	OO	HR ID POOL		Message	Log on

You will get this screen.

Click Log on.

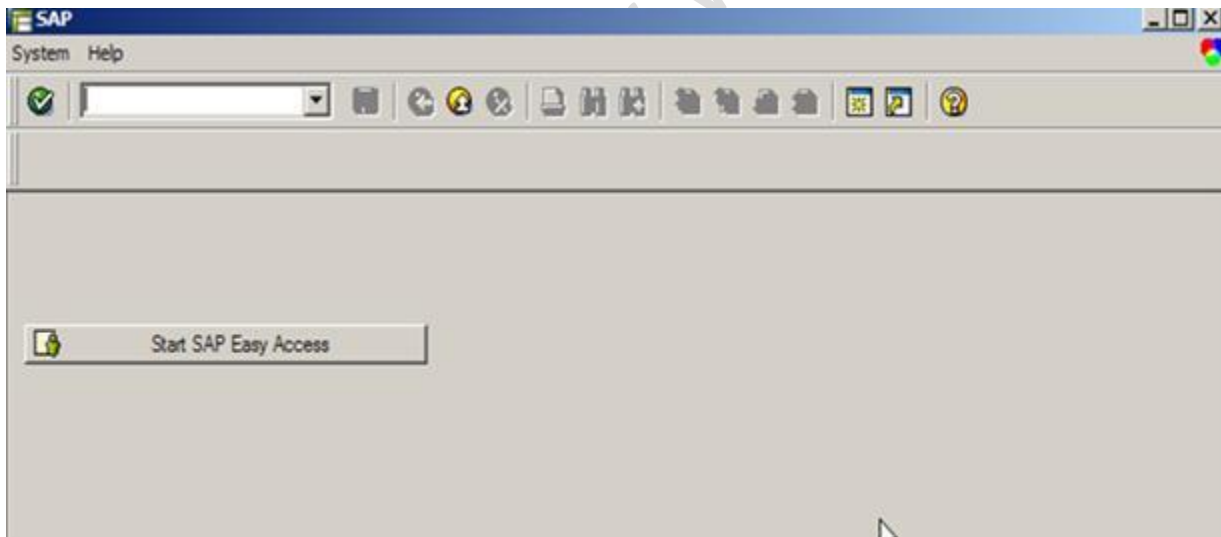
The reason code window will pop up.



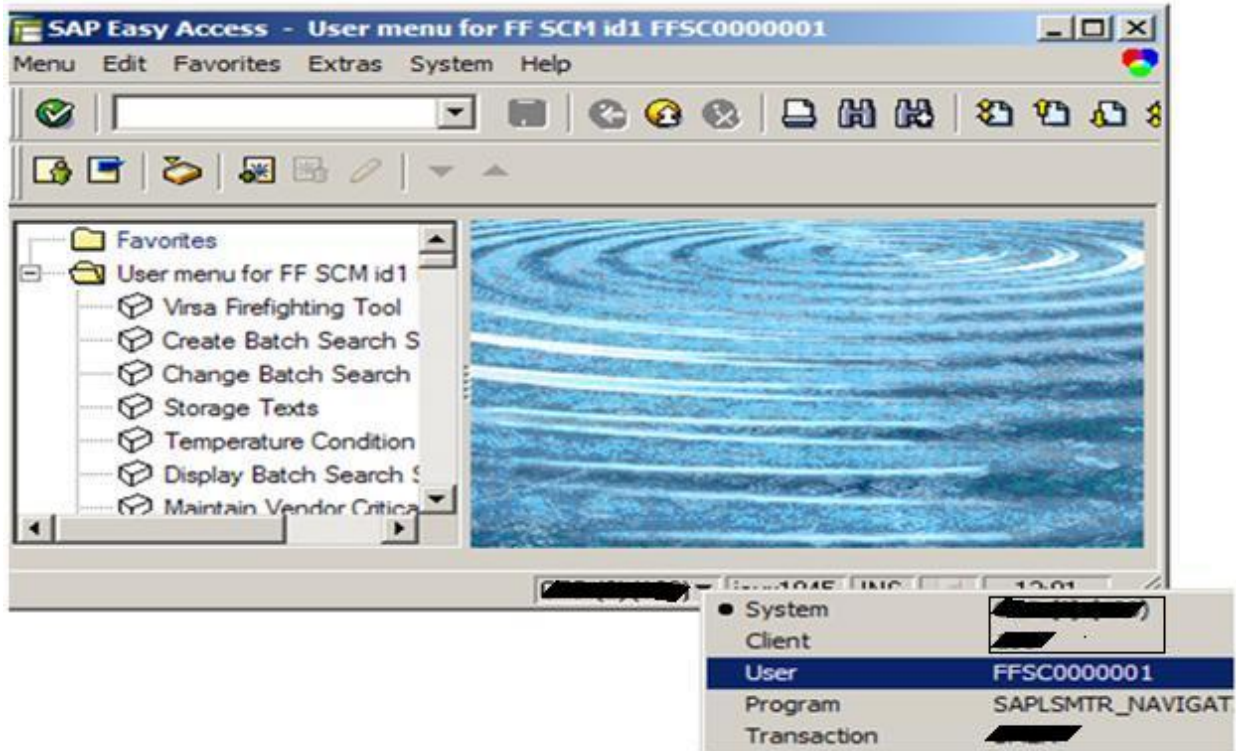
The user have to select reason code using drop down arrow. Provides the description in detail for the reason code and second half window enters the description of task they will be performing.

Click Ok, to continue with firefighter id.

So now It will open SAP Screen Like below.



The user will be operating as the Firefighter ID.



When Finished with activity, close the session which automatically checks Firefighter ID back in. This frees up the ID so that other users may then check out the ID to perform necessary Firefighter actions.

NOTE:

Firefighter ID may be assign multiple number of users. So it may be possible, it will occupy by some other users.

Then you will get below mention screen.

Firefighter ID	Firefighter ID Owner	Status	Description	FF ID Used By	Message to th...	Log on using ...
[REDACTED]	[REDACTED]	COO	HR MANUAL CONFIGURATION	YP74897	Message	Log on
[REDACTED]	[REDACTED]	COO	HR OPERATIONAL VERIFICATION		Message	Log on

Here First FF ID is occupied by a user so you cant be able to login with the same FFID at same time.

Firefighter Reports

Firefighter Strategy

- The Firefighter application allows personnel to take responsibility for tasks outside their normal job function. Firefighting is a term describing the ability to perform tasks in emergency situations.
- Firefighter enables users to perform duties not included in the roles or profiles assigned to their user ids. Firefighter provides this extended capability to users while creating an auditing layer to monitor and record Firefighter usage.
- Firefighter is an ABAP-based and web-based application that automates all activities related to firefighting, including defining of Firefighter IDs and Firefighters, assignment of Firefighter ID Owners and Controllers, and the logging of all transactions executed during firefighting.
- Firefighter provides a solution for systematic handling of emergency situations and at the same time managing the risk for the special access necessary to resolve the issue. The logging of transactions during the process provides the capability to review activities used during an emergency situation.

Firefighter Roles/User

- To access Firefighter user must be assigned a Firefighter role.
- **Administrator**
 - Firefighter Administrators have complete access to the Firefighter program. Administrators are the only Firefighter user that can create Firefighter ID passwords.
- **Owner**
 - Owners can assign Firefighter IDs to Firefighters & Controllers. When accessing the Firefighter program Owners only see Firefighter IDs assigned to them by the Firefighter Administrator. Owners can not assign Firefighter IDs to themselves in the firefighters table to perform firefighting tasks, another owner needs to assign them.
- **Firefighter**
 - Firefighters have access to the Firefighter IDs assigned to them and can use the Firefighter IDs to perform any tasks permissible by the Firefighter ID roles.
- **Controllers**

- Controllers are responsible for auditing the usage of Firefighter IDs by viewing the Firefighter Log report and receiving email notification of Firefighter ID logins.

Firefighter provides pre-delivered roles for all Firefighter users. These roles may be customized according to specific naming conventions and needs. Below are the names and intended users of the pre-delivered Firefighter roles.

Users	Role Names	Access
Administrators (Firefighter administrators)	/VIRSA/ Z_VFAT_ADMINISTRATOR	Ability to configure Firefighter, create Firefighter ID passwords, assign Firefighter IDs, and run reports.
Owners (Business and SAP support personnel)	/VIRSA/Z_VFAT_ID_OWNER	Personnel who are decision makers of situations requiring the use of Firefighter IDs for problem resolution.
Firefighters (SAP support personnel for basis and configuration areas)	/VIRSA/Z_VFAT_FIREFIGHTER	SAP support personnel with the ability to sign on and complete firefighting activities in case of an emergency.

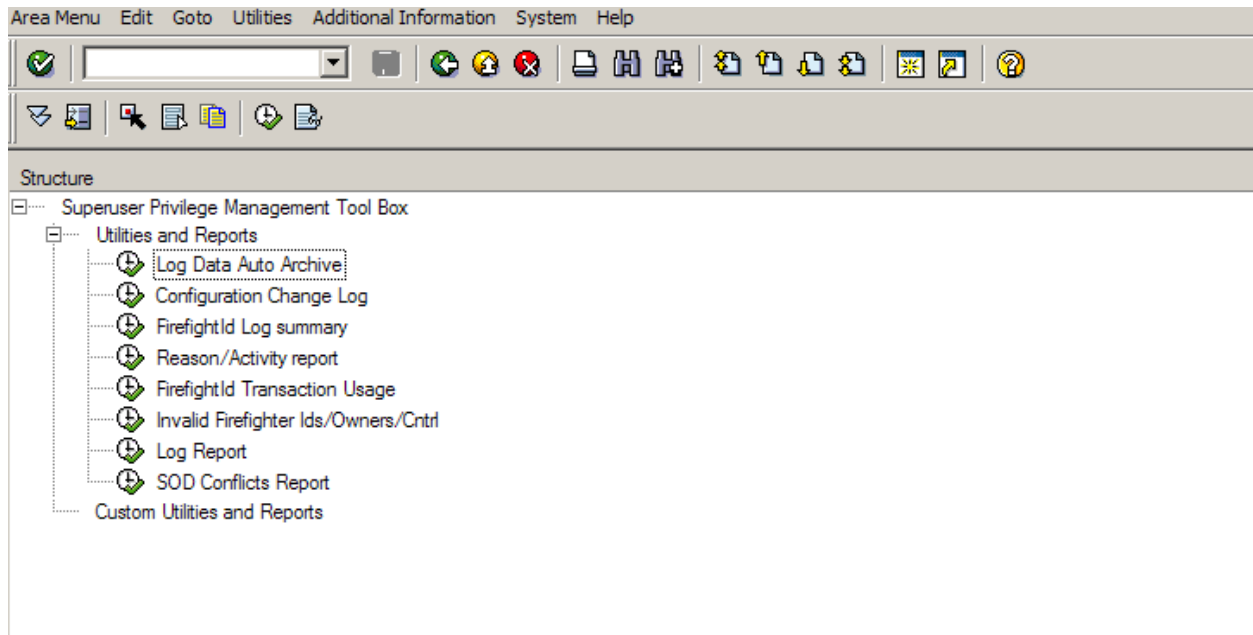
Why Firefighter Reports

- Reduce audit time
- Timely notification sent automatically to ID owners
- Detailed reporting is audit-ready

Firefighter produces several types of reports to track Firefighter ID and transaction usage.

- **Log Report** This report displays information about Firefighter ID logins and Transaction usage.
- **Log Summary Report** This report lists Firefighters using each Firefighter ID.
- **Reason/Activity Report** This report lists the reason and activity for each login event.
- **Transaction Usage Report** This report can be generated in summary or detail form and lists a count of transactions executed and the transaction codes used by each Firefighter.

- **Invalid User Report** This report lists any users who are not authorized.
- **SOD Conflicts Report** This report lists any segregation of duties conflicts.
- **Role Based Log Report** This report lists information pertaining to Firefighter usage by roles.



Please Let me know if any concerns.

Thanks,
Jays

<http://sapsecurity.wordpress.com/>
